

Heathfield&Co

Product Specification Sheet

WALL LIGHT | NULA SATIN BRASS



PRODUCT INFORMATION

Base Code: WL-NULA-SBRS-ALAB
Material: Alabaster
Finish shown: White
Metalwork: Satin Brass

TECHNICAL INFORMATION

Weight: 3kg / 6.6lbs
Switching & Plug: Hardwired
Lamping: Integrated LED 2700 Kelvin Includes 15W
Dimmable Remote Driver
(Enquire for details of driver)
Lumen Output: Approx. 818Lm

TOTAL HEIGHT: 605 mm / 23^{3/4}"

TOTAL WIDTH: 60 mm / 2^{1/2}"

PROJECTION: 110 mm / 4^{1/2}"

UKCA / CE / WIRED USING US COMPONENTS

IP44 RATED

WARRANTY

10 years*

FINISHING NOTE

Alabaster is a natural material with distinctly unique formations, markings and colouration. It is part of its charm that no two lamps are exactly the same.

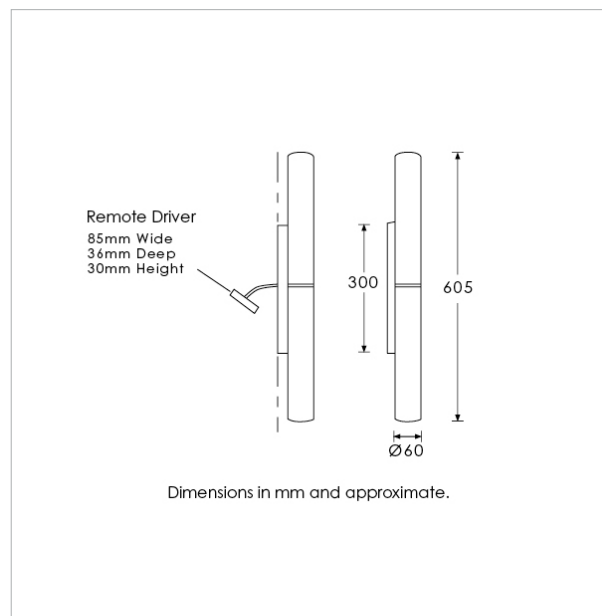
CLEANING INSTRUCTIONS

The finishes on this luminaire only require regular cleaning with a soft dry duster. Abrasive or chemical cleaners may harm the finish and should not be used.

FIXING NOTE

It is the buyer's responsibility to ensure that suitable fixings are used. The Nula wall light must be installed with the driver and cannot be wired directly into the mains.

*Please refer to our Terms & Conditions for further information.



H&CO

LIGHT BEYOND DESIGN

Heathfield&Co

Product Specification Sheet

WALL LIGHT | NULA BLACKENED BRONZE



PRODUCT INFORMATION

Base Code: WL-NULA-DBRZ-ALAB
Material: Alabaster
Finish shown: White
Metalwork: Blackened Bronze

TECHNICAL INFORMATION

Weight: 3kg / 6.6lbs
Switching & Plug: Hardwired
Lamping: Integrated LED 2700 Kelvin Includes 15W
Dimmable Remote Driver
(Enquire for details of driver)
Lumen Output: Approx. 818Lm

TOTAL HEIGHT: 605 mm / 23^{3/4}"

TOTAL WIDTH: 60 mm / 2^{1/2}"

PROJECTION: 110 mm / 4^{1/2}"

UKCA / CE / WIRED USING US COMPONENTS

IP44 RATED

WARRANTY

10 years*

FINISHING NOTE

Alabaster is a natural material with distinctly unique formations, markings and colouration. It is part of its charm that no two lamps are exactly the same.

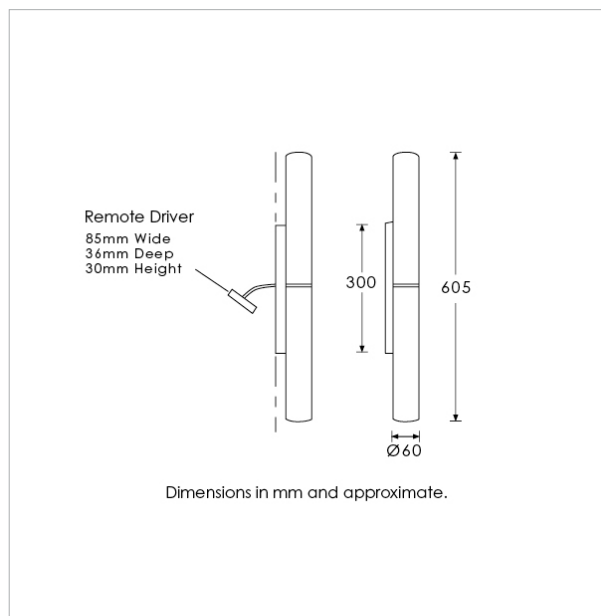
CLEANING INSTRUCTIONS

The finishes on this luminaire only require regular cleaning with a soft dry duster. Abrasive or chemical cleaners may harm the finish and should not be used.

FIXING NOTE

It is the buyer's responsibility to ensure that suitable fixings are used.

*Please refer to our Terms & Conditions for further information.



H&CO

LIGHT BEYOND DESIGN

Heathfield&Co

Product Specification Sheet

WALL LIGHT | NULA (INTEGRATED DRIVER) SATIN BRASS



PRODUCT INFORMATION

Base Code: WL-NULA-SBRS-ALAB-INT

Material: Brass & Alabaster

Finish shown: White

Metalwork: Satin Brass

TECHNICAL INFORMATION

Weight: 3kg / 6.6lbs

Switching & Plug: Hardwired

Lamping: Integrated LED 2700 Kelvin Includes 15W

Dimmable Integrated Driver

Lumen Output: Approx 818Lm

TOTAL HEIGHT: 605mm / 23³/₄"

TOTAL WIDTH: 60mm / 2¹/₂"

TOTAL PROJECTION: 155mm / 6¹/₄"

UKCA / CE / WIRED USING US COMPONENTS

WARRANTY

10 years*

FINISHING NOTE

Alabaster is a natural material with distinctly unique formations, markings and colouration. It is part of its charm that no two lamps are exactly the same.

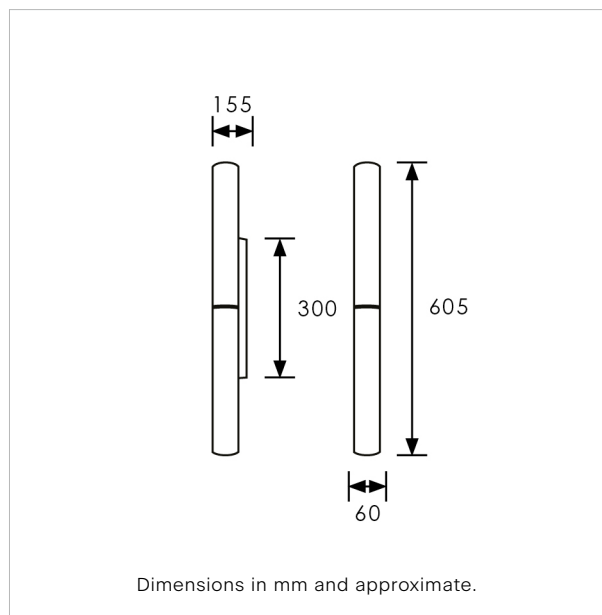
CLEANING INSTRUCTIONS

The finishes on this luminaire only require regular cleaning with a soft dry duster. Abrasive or chemical cleaners may harm the finish and should not be used.

FIXING NOTE

It is the buyer's responsibility to ensure that suitable fixings are used.

*Please refer to our Terms & Conditions for further information.



H&
CO

LIGHT BEYOND DESIGN

www.heathfield.co.uk | +44 (0) 1732 350450 | sales@heathfield.co.uk
Unit 1, Priory Road, Tonbridge, Kent, TN9 2AF, United Kingdom. This specification is subject to our standard Terms & Conditions, a copy of which can be found at heathfield.co.uk. © 2025 Heathfield & Co. All rights reserved.

Heathfield&Co

Product Specification Sheet

WALL LIGHT | NULA (INTEGRATED DRIVER) BLACKENED BRONZE



PRODUCT INFORMATION

Base Code: WL-NULA-BBRZ-ALAB-INT

Material: Bronze & Alabaster

Finish shown: White

Metalwork: Blackened Bronze

TECHNICAL INFORMATION

Weight: 3kg / 6.6lbs

Switching & Plug: Hardwired

Lamping: Integrated LED 2700 Kelvin Includes 15W

Dimmable Internal Driver

Lumen Output: Approx 818Lm

TOTAL HEIGHT: 605mm / 23³/₄"

TOTAL WIDTH: 60mm / 2¹/₂"

TOTAL PROJECTION: 155mm / 6¹/₄"

UKCA / CE / WIRED USING US COMPONENTS

WARRANTY

10 years*

FINISHING NOTE

Alabaster is a natural material with distinctly unique formations, markings and colouration. It is part of its charm that no two lamps are exactly the same.

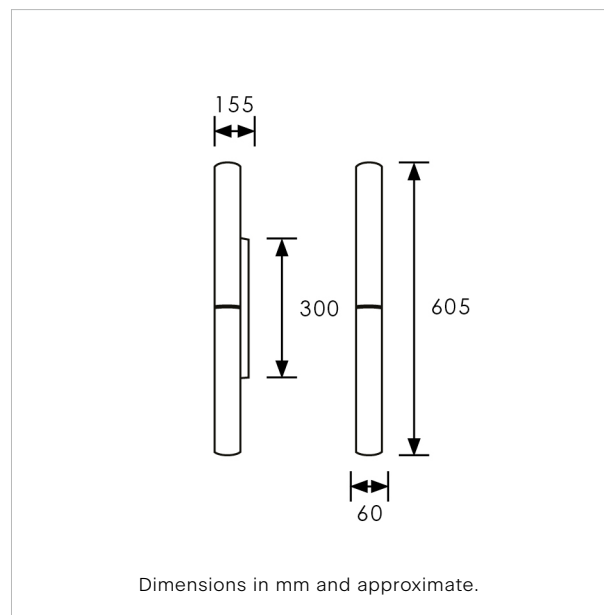
CLEANING INSTRUCTIONS

The finishes on this luminaire only require regular cleaning with a soft dry duster. Abrasive or chemical cleaners may harm the finish and should not be used.

FIXING NOTE

It is the buyer's responsibility to ensure that suitable fixings are used.

*Please refer to our Terms & Conditions for further information.



H&
CO

LIGHT BEYOND DESIGN

www.heathfield.co.uk | +44 (0) 1732 350450 | sales@heathfield.co.uk
Unit 1, Priory Road, Tonbridge, Kent, TN9 2AF, United Kingdom. This specification is subject to our standard Terms & Conditions, a copy of which can be found at heathfield.co.uk. © 2025 Heathfield & Co. All rights reserved.